



## PUSH PULL

CONNESSIONE IN PRESSIONE  
CONNECTION UNDER PRESSURE  
ANSCHLUSS UNTER DRUCK  
CONNEXION SOUS PRESSION

### Caratteristiche tecniche

- Norma: ISO 7241-1 A
- Ghiera: doppia azione
- Occlusione: valvola decompressione
- Aggancio: sfere radiali
- Materiale: acciaio
- Finitura: Zn-Fe (Cr III)
- Filettature: BSP - NPT - SAE - METRICHE
- Guarnizioni standard: NBR
- Temperatura d'esercizio: -25 °C +100 °C
- Guarnizioni opzionali: FKM, EPDM o altro
- Pressioni di esercizio: 250 bar
- Connessione in pressione: consentita (lato maschio e lato femmina)
- Massima pressione residua: 250 bar

Nominal size				Max working pressure	Rated flow	Max flow rate	Min burst pressure			Fluid spillage
DNP	BG	ISO	mm				Male	Female	Coupled	
13	3	12.5	10,5	25 MPa	45 l/min	90 l/min	See PPV	130 MPa	120 MPa	2,7 cc

1 MPa = 145,04 psi • 1 l = 0,264 gal

### Technical data

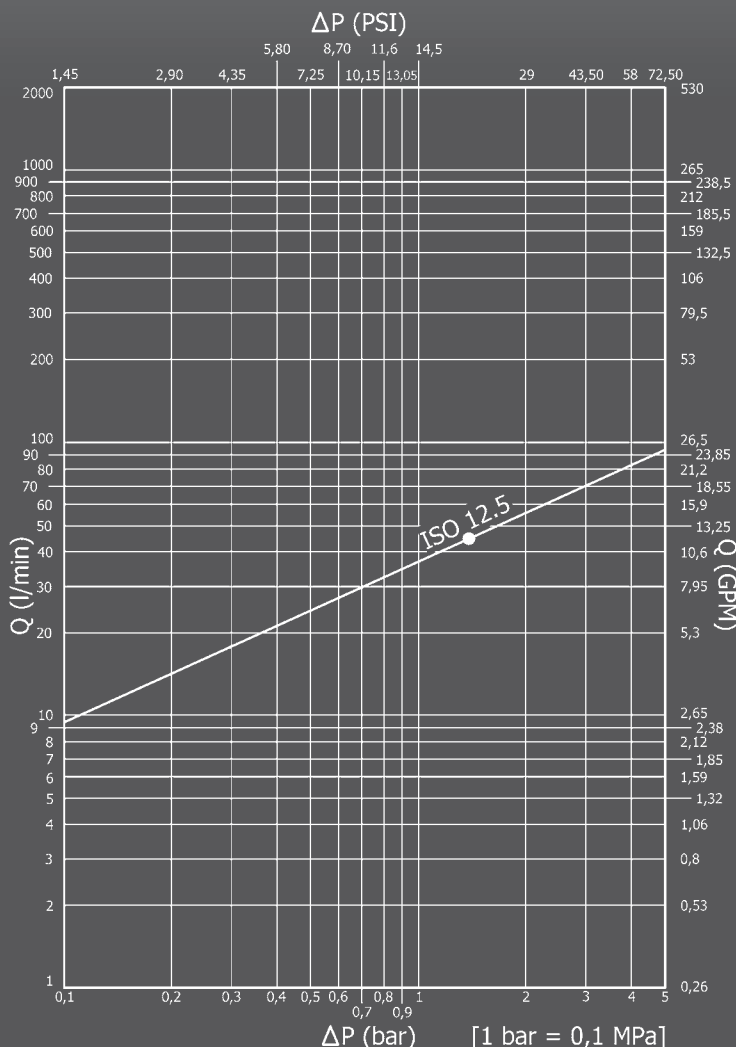
- Standard: ISO 7241-1 A
- Sleeve: double acting
- Occlusion: decompression valve
- Locking: radial balls
- Material: steel
- Finishing: Zn-Fe (Cr III)
- Threads: BSP - NPT - SAE - METRICS
- Standard seals: NBR
- Working temperature: -25 °C +100 °C
- Optional seals: FKM, EPDM or more
- Working pressure: 250 bar
- Connection under pressure: allowed (both male and female side)
- Max residual pressure: 250 bar

### Technische Merkmale

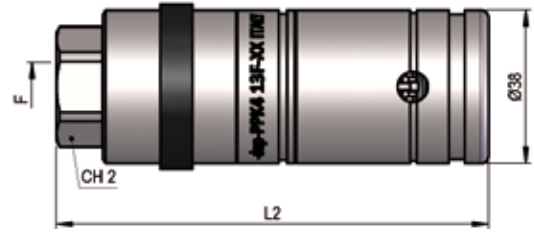
- Norm: ISO 7241-1 A
- Hülse: doppelwirkend
- Verschluss: Dekompressionsventil
- Kupplung: Radialkugeln
- Werkstoff: Stahl
- Ausführung: Zn-Fe (Cr III)
- Gewinde: BSP - NPT - SAE - METRISCHE
- Standard-Dichtungen: NBR
- Betriebstemperatur: -25 °C +100 °C
- Dichtungen nach Wahl: FKM, EPDM, usw.
- Betriebsdruck: 250 bar
- Kuppeln unter Druck: erlaubt (Steckerseite und Muffeseite)
- Max. Restdruck: 250 bar

### Caracteristiques techniques

- Norme: ISO 7241-1 A
- Douille: double action
- Obturation: clapet décompression
- Accrochage: billes radiales
- Matériel: acier
- Traitement: Zn-Fe (Cr III)
- Taraudage: BSP - NPT - SAE - METRIQUES
- Joints standard: NBR
- Température de service: -25 °C +100 °C
- Joints facultatifs: FKM, EPDM, ect.
- Pression de service: 250 bar
- Connexion sous pression: possible (côté male et femelle)
- Pression restante max: 250 bar

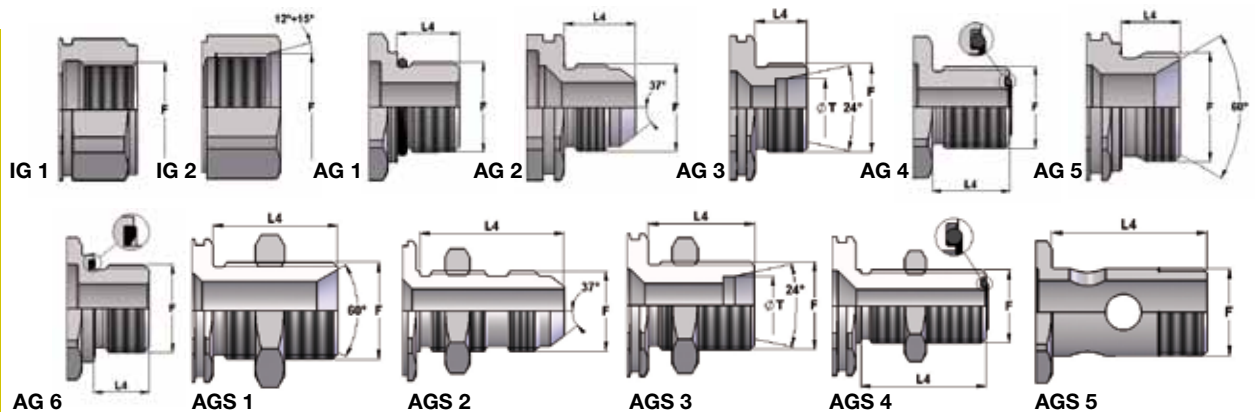


**PPK4 DN13 - BG 3 - ISO 12.5**










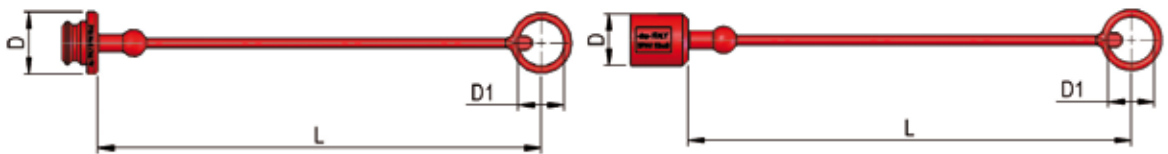
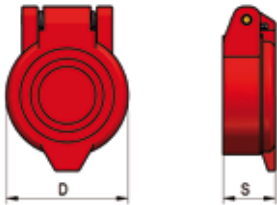
THREADS	CH2	L2	L4	ØT	F	STANDARD	FEMMINA - FEMALE - MUFFE - FEMELLE		
							COD. F	Weight (g)	Packaging (pcs.)
IG 1	27	107,3			BSP 1/2"	DIN 3852-2-X	PPK4.1313.112	575	35
	27	107,3			NPT 1/2"	ANSI B1.20.3	PPK4.1313.012	577	35
IG 2	27	107,3			3/4"-16 UNF 2B	SAE J 1926-1	PPK4.1319.032	580	35
	30	109,3			7/8"-14 UNF 2B	SAE J 1926-1	PPK4.1323.032	569	35
	32	111,3			1"1/16-14 UNF 2B	SAE J 1926-1	PPK4.1327.032	577	35
AG 1	32	112,5	14		BSP 1/2"	DIN 3852-2-A	PPK4.1313.212	559	35
	32	113,3	14		M18x1,5	ISO 6149-2	PPK4.1318.222	563	35
	32	111,5	15		M22x1,5	ISO 6149-2	PPK4.1322.222	554	35
	32	107,5	11,1		3/4"-16 UNF 2A	SAE J 1926-3	PPK4.1319.332	576	35
	32	113,7	12,7		7/8"-14 UNF 2A	SAE J 1926-3	PPK4.1323.332	579	35
	32	110,8	15,1		1"1/16 -12UN 2A	SAE J 1926-3	PPK4.1327.332	564	35
	32	110,3	14		M22x1,5	DIN 3852-11-E	PPK4.1322.312	547	35
AG 4	32	108,6	12,8		13/16-16 UN 2A	SAE J 1453	PPK4.1320.532	552	35
AGS 4	32	136,6	40,6		1"-14 UNS 2A	SAE J 1453	PPK4.1325.532	645	35
	32	138,6	41,7		1"3/16-12 UN 2A	SAE J 1453	PPK4.1330.532	680	35
AG 5	32	110,3	12		BSP 3/8"	DIN 3852-2-A	PPK4.1310.712	546	35
	32	111,5	14		M22x1,5	DIN 3852-1-A	PPK4.1322.712	556	35
AGS 1	32	132,8	35		BSP 3/8"	DIN 3863-U	PPK4.1310.752	573	35
	32	132,5	35		BSP 1/2"	DIN 3863-U	PPK4.1313.752	586	35
	32	130,7	35		BSP 5/8"	DIN 3863-U	PPK4.1322.752	579	35
AG 2	32	112,5	16,7		3/4"-16 UNF 2A	SAE J 514	PPK4.1319.302	549	35
	32	115,1	19,3		7/8"-14 UNF 2A	SAE J 514	PPK4.1323.302	557	35
	32	117	22		1"1/16-14 UNF 2A	SAE J 514	PPK4.1327.302	569	35
AGS 2	32	133,5	37,6		3/4"-16 UNF 2A	SAE J 514	PPK4.1319.502	578	35
	32	137	41,1		7/8"-14 UNF 2A	SAE J 514	PPK4.1323.502	594	35
AG 3	32	107,8	12	12S	M20x1,5	ISO 8434-1-S	PPK4.1320.402	545	35
AGS 3	32	121,5	26	12L	M18x1,5	ISO 8434-1-L	PPK4.1318.502	567	35
	32	123,5	27	15L	M22x1,5	ISO 8434-1-L	PPK4.1322.502	599	35
	32	123,5	27	12S	M20x1,5	ISO 8434-1-S	PPK4.1320.602	594	35
	32	124,5	29	16S	M24x1,5	ISO 8434-1-S	PPK4.1324.602	612	35
AGS 5	32	134,8	39		M22x1,5	DIN 7463	PPK4.1322.902	570	35






**THREADS**

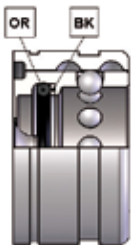


**PLASTIC CAPS**

NOMINAL SIZE			FEMALE DUST PLUG					MALE DUST CAP					COLOUR	MATERIAL
DNP	BG	ISO	COD. F	Dimensions			Weight	COD. M	Dimensions			Weight		
				D	L	D1	(g)		D	L	D1	(g)		
13	3	12.5	SPAV.13002	35	250	26	20	SPAV.13003	29	250	26	21		PVC
13	3	12.5	SPAV.13012	35	250	26	20	SPAV.13013	29	250	26	21		PVC
13	3	12.5	SPAV.13022	35	250	26	20	SPAV.13023	29	250	26	21		PVC
13	3	12.5	SPAV.13032	35	250	26	20	SPAV.13033	29	250	26	21		PVC
13	3	12.5	SPAV.13042	35	250	26	20	SPAV.13043	29	250	26	21		PVC
13	3	12.5	SPAV.13052	35	250	26	20	SPAV.13053	29	250	26	21		PVC
13	3	12.5	SPAV.13062	35	250	26	20	SPAV.13063	29	250	26	21		PVC


**AUTOMATIC CAPS**


NOMINAL SIZE				AUTOMATIC FEMALE CAP			COLOUR	MATERIAL
DNP	BG	ISO	COD. F	Dimensions		Weight		
				D	S	(g)		
13	3	12.5	SPPV.13302	46	18,4	24		Nylon
13	3	12.5	SPPV.13312	46	18,4	24		Nylon
13	3	12.5	SPPV.13322	46	18,4	24		Nylon
13	3	12.5	SPPV.13332	46	18,4	24		Nylon
13	3	12.5	SPPV.13342	46	18,4	24		Nylon

**SPARE PARTS**


NOMINAL SIZE			FEMALE GASKET	
DNP	BG	ISO	OR (NBR*)	BK (PTFE)
13	3	12.5	PAV.013.120	PAV.013.130

\* AL CODICE DELLA GUARNIZIONE IN NBR AGGIUNGERE 'E' PER EPDM O 'V' PER VITON  
 TO THE NBR GASKET CODE ADD 'E' FOR EPDM OR 'V' FOR VITON  
 ZU DER ARTIKELNR. DER NBR DICHTUNG GEBEN SIE 'E' FUER EPDM ODER 'V' FUER VITON AN  
 AU CODE DU JOINT EN NBR JOINDRE 'E' POUR EPDM OU 'V' POUR VITON